

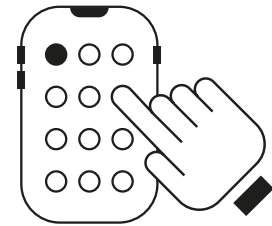
How to start a charge?

1 Download the **myWallbox App**.



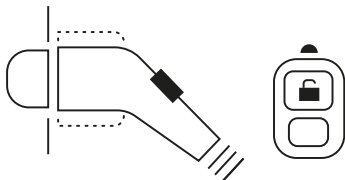
2 Create an account and scan the charger QR code with **Pay Per Charge**.

3 Follow the **instructions in the app**.

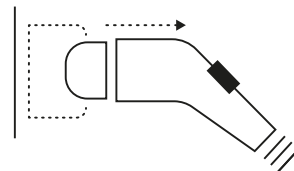


How to end a charge?

1 **Unlock the charging cable** with your car app, button panel or key.



2 **Disconnect the cable** and place it back.




How to start a charge?

1 Download the **myWallbox App**.



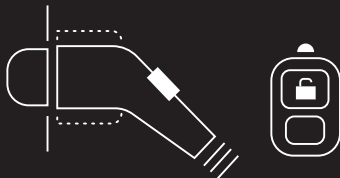
2 Create an account and scan the charger QR code with **Pay Per Charge**.

3 Follow the **instructions in the app**.

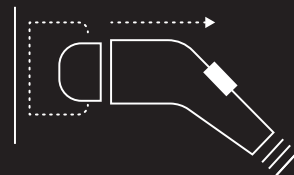


How to end a charge?

1 **Unlock the charging cable** with your car app, button panel or key.



2 **Disconnect the cable** and place it back.



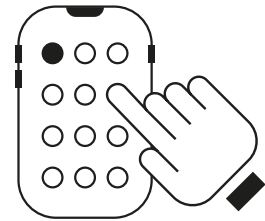
How to start a charge?

1 Download the **myWallbox App**.



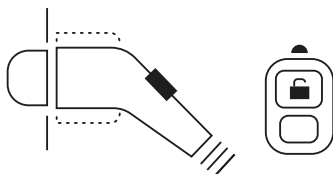
2 Create an account and scan the charger QR code with **Pay Per Charge**.

3 Follow the **instructions in the app**.

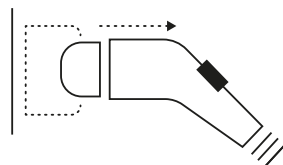


How to end a charge?

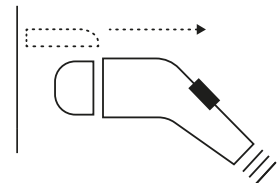
1 Use your **remote car control** to first unlock the gun.



2 **Disconnect the cable** from your car.



3 **Disconnect the cable** from the charger.




How to start a charge?

1 Download the **myWallbox App**.



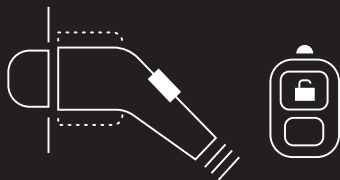
2 Create an account and scan the charger QR code with **Pay Per Charge**.

3 Follow the **instructions in the app**.

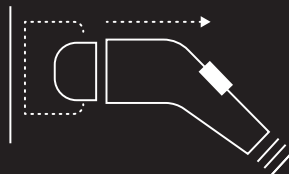


How to end a charge?

1 Use your **remote car control** to first unlock the gun.



2 **Disconnect the cable** from your car.



3 **Disconnect the cable** from the charger.

